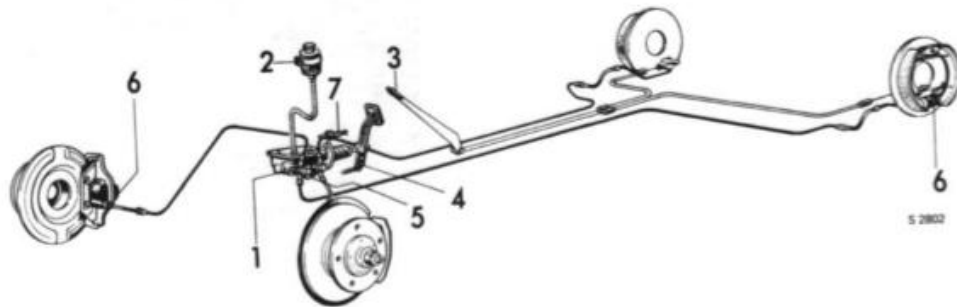


## BRAKES

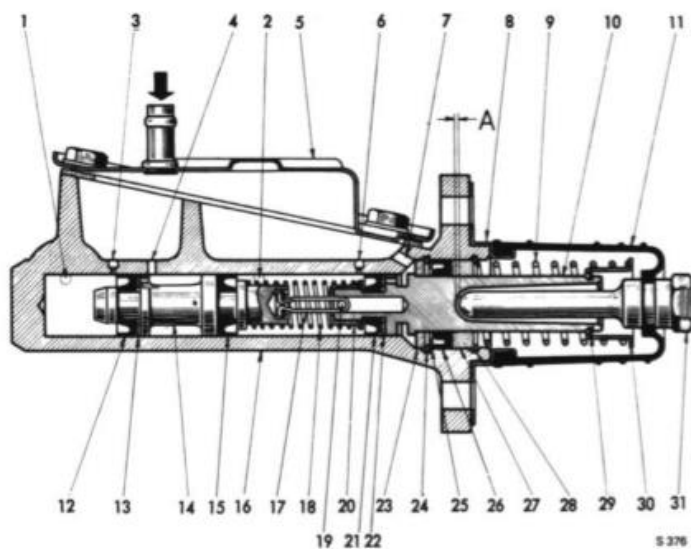
### Description

The Saab Sonett III is equipped with a brake system of the two-circuit type. Like the Saab V4, it has disc brakes at the front and drum brakes at the rear. The Sonett III, however, has a different pedal stand and brake fluid reservoir. See also the Service Manual for the Saab V4.



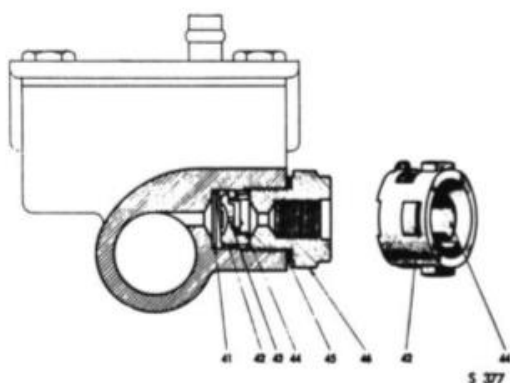
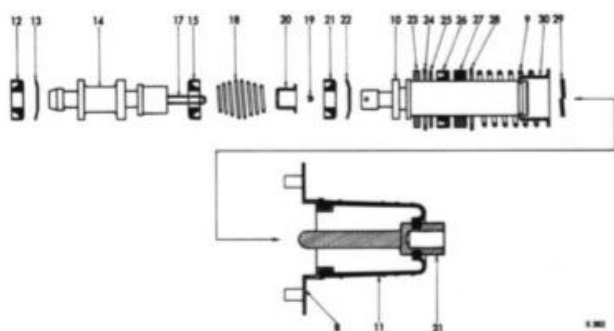
#### BRAKE SYSTEM

- |                          |                          |
|--------------------------|--------------------------|
| 1. Master cylinder       | 4. Brake pedal           |
| 2. Brake fluid container | 5. Stop light switch     |
| 3. Handbrake lever       | 6. Brake cylinders       |
|                          | 7. Brake warning contact |



## MASTER CYLINDER

1. Outlet to the secondary circuit
  2. Outlet to the primary circuit
  3. By-pass port
  4. Feed hole
  5. Lid
  6. By-pass port
  7. Feed hole
  8. Retaining plate
  9. Spring
  10. Primary piston
  11. Rubber bellows
  12. Primary cup
  13. Piston washer
  14. Secondary piston
  15. Secondary cup
  16. Body housing
  17. Clip
  18. Spring
  19. Retaining pin
  20. Spring holder
  21. Primary cup
  22. Piston washer
  23. Piston stop ring
  24. Lock ring
  25. Washer
  26. Secondary cup
  27. Nylon bearing
  28. Lock ring
  29. "Spirolox" circlip
  30. Spring retainer
  31. Push-rod
- A = 0,023—0,047 in.  
(0,6—1,2 mm)



## NON-RETURN VALVE IN MASTER CYLINDER

41. Return valve spring
42. Valve body
43. Equalizing hole
44. Outlet valve spring clip
45. Gasket
46. Adapter